


20107

**Brittni Turner**  
**Hunt County Treasurer**

**FY 26: Monthly Report, March 2026**


FILED FOR RECORD  
 at 2:00 o'clock PM  
 MAY 26 2026  
 BECKY LANDRUM  
 County Clerk, Hunt County, Tex.  
 by 

The Treasurers' Monthly Report includes money received and disbursed as well as funds invested and debt due by Hunt County. The Treasurer's Books and the Auditor's General Ledger agree. The Bank Statements have been reconciled and approved by the County Auditor.


This affidavit must state the amount of cash and other assets that are in the custody of the county treasurer at the time of the examination. (LGC 114.026) **Month End Balance: \$77,712,717.19**

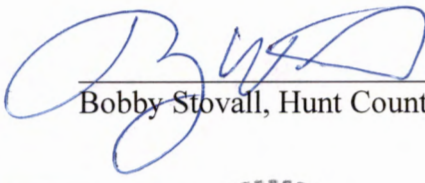
Therefore, Brittni Turner, County Treasurer of Hunt County, Texas, who being fully sworn, upon oath says that the within and foregoing report is true and correct to the best of her knowledge.


This report will be filed with accompanying reports on this 26<sup>th</sup> day of May 2026.


  
Brittni Turner, Hunt County Treasurer

Commissioners' Court having compared and examined the Treasurer's Report as presented and subject to independent auditor's review, certify the report to be correct and therefore request it be filed with the official minutes of this meeting. LGC 114.026(c)


  
Daren Money, Comm., Pct #1

  
Bobby Stovall, Hunt County Judge

  
David Monroe, Comm., Pct #2

  
Garry Smith, Comm., Pct #3



  
Steven Harrison, Comm., Pct #4

**Hunt County Treasurer  
Monthly Report  
March 2026**

Hunt County Funds	Beginning Balance	Money Received	Money Disbursed	Transfer In/Out Investment	Month End Balance
<b>10-GENERAL</b>	4,222,309.87	2,248,207.56	-3,879,546.97	0.00	<b>2,590,970.46</b>
10-Texas CLASS G.O.	21,707,084.32	69,723.80	0.00	0.00	<b>21,776,808.12</b>
10-TexPool Investment	1,297,790.88	4,047.86	0.00	0.00	<b>1,301,838.74</b>
10-TexStar Investment	3,392,171.01	10,518.54	0.00	0.00	<b>3,402,689.55</b>
10-Logic G.O.	5,810,569.42	18,689.66	0.00	0.00	<b>5,829,259.08</b>
<b>10-General Fund Totals:</b>	<b>36,429,925.50</b>	<b>2,351,187.42</b>	<b>-3,879,546.97</b>	<b>0.00</b>	<b>34,901,565.95</b>
<b>15-Exchange Bldg</b>	958,399.36	34,282.54	-41,046.30	0.00	<b>951,635.60</b>
<b>20-Law Library</b>	172,580.22	6,031.20	-1,533.91	0.00	<b>177,077.51</b>
<b>21-R&amp;B #1</b>	-115,601.38	142,671.65	-183,023.81	130,000.00	<b>-25,953.54</b>
21-R&B #1, Texas CLASS	2,781,019.92	8,677.37	0.00	-130,000.00	<b>2,659,697.29</b>
21-R&B #1, TexPool Invest.	60,512.81	188.72	0.00	0.00	<b>60,701.53</b>
21-R&B #1, Logic	710,825.52	2,286.36	0.00	0.00	<b>713,111.88</b>
<b>21-R&amp;B #1 Fund Totals:</b>	<b>3,436,756.87</b>	<b>153,824.10</b>	<b>-183,023.81</b>	<b>0.00</b>	<b>3,407,557.16</b>
<b>22-R&amp;B #2</b>	93,512.83	140,023.40	-266,879.71	0.00	<b>-33,343.48</b>
22-R&B #2, Texas CLASS	2,825,982.59	9,077.13	0.00	0.00	<b>2,835,059.72</b>
22-R&B #2, TexPool Invest.	60,504.61	188.70	0.00	0.00	<b>60,693.31</b>
22-R&B #2, Logic	728,635.19	2,343.65	0.00	0.00	<b>730,978.84</b>
<b>22-R&amp;B #2 Fund Totals:</b>	<b>3,708,635.22</b>	<b>151,632.88</b>	<b>-266,879.71</b>	<b>0.00</b>	<b>3,593,388.39</b>
<b>23-R&amp;B #3</b>	-51,654.08	139,499.21	-598,661.51	475,000.00	<b>-35,816.38</b>
23-R&B #3, Texas CLASS	3,142,560.71	9,161.07	0.00	-475,000.00	<b>2,676,721.78</b>
23-R&B #3, TexPool Invest	109,514.45	341.59	0.00	0.00	<b>109,856.04</b>
23-R&B #3, Logic	694,621.98	2,234.27	0.00	0.00	<b>696,856.25</b>
<b>23-R&amp;B #3 Fund Totals:</b>	<b>3,895,043.06</b>	<b>151,236.14</b>	<b>-598,661.51</b>	<b>0.00</b>	<b>3,447,617.69</b>
<b>24-R&amp;B #4</b>	-68,683.05	139,499.21	-424,225.57	235,000.00	<b>-118,409.41</b>
24-R&B #4, Texas CLASS	2,113,594.77	6,327.38	0.00	-235,000.00	<b>1,884,922.15</b>
24-R&B #4, TexPool Invest	62,413.70	194.66	0.00	0.00	<b>62,608.36</b>
24-R&B #4, Logic	640,303.62	2,059.54	0.00	0.00	<b>642,363.16</b>
<b>24-R&amp;B #4 Fund Totals:</b>	<b>2,747,629.04</b>	<b>148,080.79</b>	<b>-424,225.57</b>	<b>0.00</b>	<b>2,471,484.26</b>
<b>25-Health Private</b>	-20,498.05	1,690.00	-5,070.98	0.00	<b>-23,879.03</b>
<b>26-State Health Services</b>	-58,238.13	24,073.99	-27,955.30	0.00	<b>-62,119.44</b>
<b>27-Hunt County Grants</b>	179,114.55	8,335.07	-112,540.05	0.00	<b>74,909.57</b>
27-SB22 Sheriff, Texas CLASS	437,237.95	1,404.43	0.00	0.00	<b>438,642.38</b>
27-SB22 CA, Texas CLASS	278,433.30	894.32	0.00	0.00	<b>279,327.62</b>
27-SB22 DA, Texas CLASS	278,431.84	894.32	0.00	0.00	<b>279,326.16</b>
<b>27-Hunt County Grants Totals:</b>	<b>1,173,217.64</b>	<b>11,528.14</b>	<b>-112,540.05</b>	<b>0.00</b>	<b>1,072,205.73</b>
<b>41-American Rescue Plan Funds</b>	-8,375.00	351,539.76	-636,344.64	284,899.88	<b>-8,280.00</b>
41-ARPA Funds - Texas CLASS	5,794,399.16	18,052.22	0.00	-284,899.88	<b>5,527,551.50</b>
<b>41-ARPA Funds - Totals:</b>	<b>5,786,024.16</b>	<b>369,591.98</b>	<b>-636,344.64</b>	<b>0.00</b>	<b>5,519,271.50</b>
<b>44-Road Bonds</b>	0.00	0.00	-54,175.55	54,175.55	<b>0.00</b>
44-Road Bonds, Logic	3,108,711.83	9,892.37	0.00	-54,175.55	<b>3,064,428.65</b>
<b>44-Road Bond Totals:</b>	<b>3,108,711.83</b>	<b>9,892.37</b>	<b>-54,175.55</b>	<b>0.00</b>	<b>3,064,428.65</b>
<b>45-Capital Improvement</b>	-40,373.75	0.00	-33,068.74	46,194.50	<b>-27,247.99</b>
45-Capital Improvement Logic	9,764,260.42	31,315.65	0.00	-46,194.50	<b>9,749,381.57</b>
45-Capital Improvement TxPool	3,934,985.33	12,273.27	0.00	0.00	<b>3,947,258.60</b>
<b>45-Capital Improvement Totals:</b>	<b>13,658,872.00</b>	<b>43,588.92</b>	<b>-33,068.74</b>	<b>0.00</b>	<b>13,669,392.18</b>
<b>61-Right of Way Fund</b>	13,165.62	0.00	0.00	0.00	<b>13,165.62</b>
61-Right of Way Fund TxPool	11,293.68	35.21	0.00	0.00	<b>11,328.89</b>
<b>61-Right of Way Fund Totals</b>	<b>24,459.30</b>	<b>35.21</b>	<b>0.00</b>	<b>0.00</b>	<b>24,494.51</b>
<b>62-Opioid Abatement Settlement</b>	0.00	23,933.68	0.00	0.00	<b>23,933.68</b>
62-Opioid Abatement Texas CLASS	213,107.16	684.50	0.00	0.00	<b>213,791.66</b>
<b>62-Opioid Abatement Fund Totals</b>	<b>213,107.16</b>	<b>24,618.18</b>	<b>0.00</b>	<b>0.00</b>	<b>237,725.34</b>

**Hunt County Treasurer  
Monthly Report  
March 2026**

Hunt County Funds	Beginning Balance	Money Received	Money Disbursed	Transfer In/Out Investment	Month End Balance
66-Self-Insured Insurance Fund	-151,720.54	771,174.91	-830,714.65	0.00	-211,260.28
66-Self-Insured Ins. - Texas Class	118,307.54	380.01	0.00	0.00	118,687.55
66-Self Insurance Fund Totals:	<u>-33,413.00</u>	<u>771,554.92</u>	<u>-830,714.65</u>	<u>0.00</u>	<u>-92,572.73</u>
68-JP, DDC Fee Fund	79,072.48	763.69	-137.57	0.00	79,698.60
70-Voter Admin 19	0.00	0.00	0.00	0.00	0.00
71-DC Records Management	6.83	0.00	0.00	0.00	6.83
72-HAVA/CARES Grant	0.00	0.00	0.00	0.00	0.00
74-Elections Special	166,685.66	0.00	0.00	0.00	166,685.66
75-CA-DWI	24,798.84	277.37	0.00	0.00	25,076.21
77-PreTrial Intervention	148,251.84	2,810.50	-10,531.26	0.00	140,531.08
81-CC RMPF	8,711.29	20,230.00	-5,482.52	-14,166.60	9,292.17
81-CC RMPF - Texas Class	1,874,323.92	6,048.21	0.00	14,166.60	1,894,538.73
81-CC RMPF Totals	<u>1,883,035.21</u>	<u>26,278.21</u>	<u>-5,482.52</u>	<u>0.00</u>	<u>1,903,830.90</u>
82-Courthouse Security	331,872.95	5,921.35	-2,072.71	0.00	335,721.59
83-Justice Court Sec.	69,773.76	729.05	-139.85	0.00	70,362.96
84-District Clerk Archive	72,829.43	13.55	0.00	0.00	72,842.98
85-Co & District Court Techn	22,364.59	114.07	0.00	0.00	22,478.66
86-County Record Preservation	312,315.64	5,207.80	-11,797.42	0.00	305,726.02
87-Justice Court Technology	47,470.70	2,395.84	-621.05	0.00	49,245.49
88-County Clerk Archive	678,075.07	19,280.00	0.00	0.00	697,355.07
89-County Record Mgt Preserve	172,232.86	726.16	0.00	0.00	172,959.02
91-TCOLE	57,230.54	25,697.62	-1,613.64	0.00	81,314.52
95-Juv Prob. Local Funds	753,821.21	3,325.00	-64,473.39	0.00	692,672.82
96-Juv Prob Grant Funds	150,603.30	120,983.00	-111,143.03	0.00	160,443.27
50-Debt Service (I&S)	252,477.34	24,601.85	-3,200.00	0.00	273,879.19
50-Debt Service TexPool Inv	102,294.02	319.03	0.00	0.00	102,613.05
50-Debt Service Fund Totals:	<u>354,771.36</u>	<u>24,920.88</u>	<u>-3,200.00</u>	<u>0.00</u>	<u>376,492.24</u>
<b>Total of Funds:</b>	<b>57,993,033.37</b>	<b>3,273,697.59</b>	<b>-5,838,940.84</b>	<b>0.00</b>	<b>77,712,717.19</b>

**Hunt County Treasurer  
Monthly Report  
March 2026**

**HUNT COUNTY DEBT**

	Mo. Beginning	Payment	Balance Due
Reserve St Comptroller I	\$636,343.12	-\$1,888.23	<b>\$634,454.89</b>
Reserve St Comptroller III	\$68,996.35	-\$2,960.00	<b>\$66,036.35</b>
Reserve St Comptroller IV	\$229,615.07	-\$2,367.00	<b>\$227,248.07</b>
2017 Road Bonds Payable	\$4,560,000.00	-\$315,000.00	<b>\$4,245,000.00</b>
2021 Road Bonds Payable	\$4,565,000.00	-\$235,000.00	<b>\$4,330,000.00</b>
Bond Premium Payable	-\$57,943.50	\$0.00	<b>-\$57,943.50</b>
2017 Road Bond Premium	\$289,750.00	\$0.00	<b>\$289,750.00</b>
2021 Road Bond Premium	\$330,337.50	\$0.00	<b>\$330,337.50</b>
Liability Comp Absence	\$605,957.00	\$0.00	<b>\$605,957.00</b>
Uncovered Parking Ground Lease	\$12,112.38	-\$569.25	<b>\$11,543.13</b>
Tillman Tower Caddo Mills Lease	\$201,522.62	-\$582.13	<b>\$200,940.49</b>
SBA Tower Celeste Lease	\$701,408.77	-\$806.99	<b>\$700,601.78</b>
SBA Tower Commerce Lease	\$701,408.77	-\$806.99	<b>\$700,601.78</b>
Bud Properties Office Lease	\$24,144.67	-\$1,346.04	<b>\$22,798.63</b>
Konica Copier Lease	\$160,502.87	-\$4,190.71	<b>\$156,312.16</b>
DLL Copier Lease	\$18,087.70	-\$404.02	<b>\$17,683.68</b>
OPEB Pension Liability	\$12,655,364.00	\$0.00	<b>\$12,655,364.00</b>
GASB 68 Pension Liability	\$6,514,278.00	\$0.00	<b>\$6,514,278.00</b>
Def. Resource Inflow Pensn	\$2,883,459.00	\$0.00	<b>\$2,883,459.00</b>
Def. Inflow Resources-OPEB	\$1,714,843.00	\$0.00	<b>\$1,714,843.00</b>
<b>Totals:</b>	<b>\$36,815,187.32</b>	<b>-\$565,921.36</b>	<b>\$36,249,265.96</b>

## Invested Funds March 2026

GENERAL Fund	Rate	Month Balance	
Logic	3.7875%	5,829,259.08	18.04%
Texpool	3.6724%	1,301,838.74	4.03%
Texstar	3.6513%	3,402,689.55	10.53%
Texas CLASS	3.7762%	21,776,808.12	67.40%
<b>TOTAL:</b>		<b>32,310,595.49</b>	<b>100.00%</b>

Road & Bridge 1	Rate	Month Balance	
Logic	3.7875%	713,111.88	20.77%
Texpool	3.6724%	60,701.53	1.77%
Texas CLASS	3.7762%	2,659,697.29	77.46%
<b>TOTAL:</b>		<b>3,433,510.70</b>	<b>100.00%</b>

Road & Bridge 2	Rate	Month Balance	
Logic	3.7875%	730,978.84	20.16%
Texpool	3.6724%	60,693.31	1.67%
Texas CLASS	3.7762%	2,835,059.72	78.17%
<b>TOTAL:</b>		<b>3,626,731.87</b>	<b>100.00%</b>

Road & Bridge 3	Rate	Month Balance	
Logic	3.7875%	696,856.25	20.00%
Texpool	3.6724%	109,856.04	3.15%
Texas CLASS	3.7762%	2,676,721.78	76.84%
<b>TOTAL:</b>		<b>3,483,434.07</b>	<b>100.00%</b>

Road & Bridge 4	Rate	Month Balance	
Logic	3.7875%	642,363.16	24.80%
Texpool	3.6724%	62,608.36	2.42%
Texas CLASS	3.7762%	1,884,922.15	72.78%
<b>TOTAL:</b>		<b>2,589,893.67</b>	<b>100.00%</b>

Hunt County Grants - SB22	Rate	Month Balance	
Sheriff - Texas CLASS	3.7762%	438,642.38	43.98%
CA - Texas CLASS	3.7762%	279,327.62	28.01%
DA - Texas CLASS	3.7762%	279,326.16	28.01%
<b>TOTAL:</b>		<b>997,296.16</b>	<b>100.00%</b>

Capital Improvement	Rate	Month Balance	
Logic	3.7875%	9,749,381.57	71.18%
Texpool	3.6724%	3,947,258.60	28.82%
<b>TOTAL:</b>		<b>13,696,640.17</b>	<b>100.00%</b>

# Invested Funds

## March 2026

ARPA Funds	Rate	Month Balance	
Texas CLASS	3.7762%	5,527,551.50	100.00%
<b>TOTAL:</b>		<b>5,527,551.50</b>	<b>100.00%</b>

Opioid Abatement Settlement Fund	Rate	Month Balance	
Texas CLASS	3.7762%	213,791.66	100.00%
<b>TOTAL:</b>		<b>213,791.66</b>	<b>100.00%</b>

Self-Insurance Fund	Rate	Month Balance	
Texas CLASS	3.7762%	118,687.55	100.00%
<b>TOTAL:</b>		<b>118,687.55</b>	<b>100.00%</b>

Co. Clerk Records Mgmt & Preservation	Rate	Month Balance	
Texas CLASS	3.7762%	1,894,538.73	100.00%
<b>TOTAL:</b>		<b>1,894,538.73</b>	<b>100.00%</b>

(Also at 100% each as stated below)

Logic: Road Bonds	3,064,428.65
TexPool: Right of Way	11,328.89
TexPool: Debt Service I&S	102,613.05

**Total Investments:** **\$71,071,042.16**